

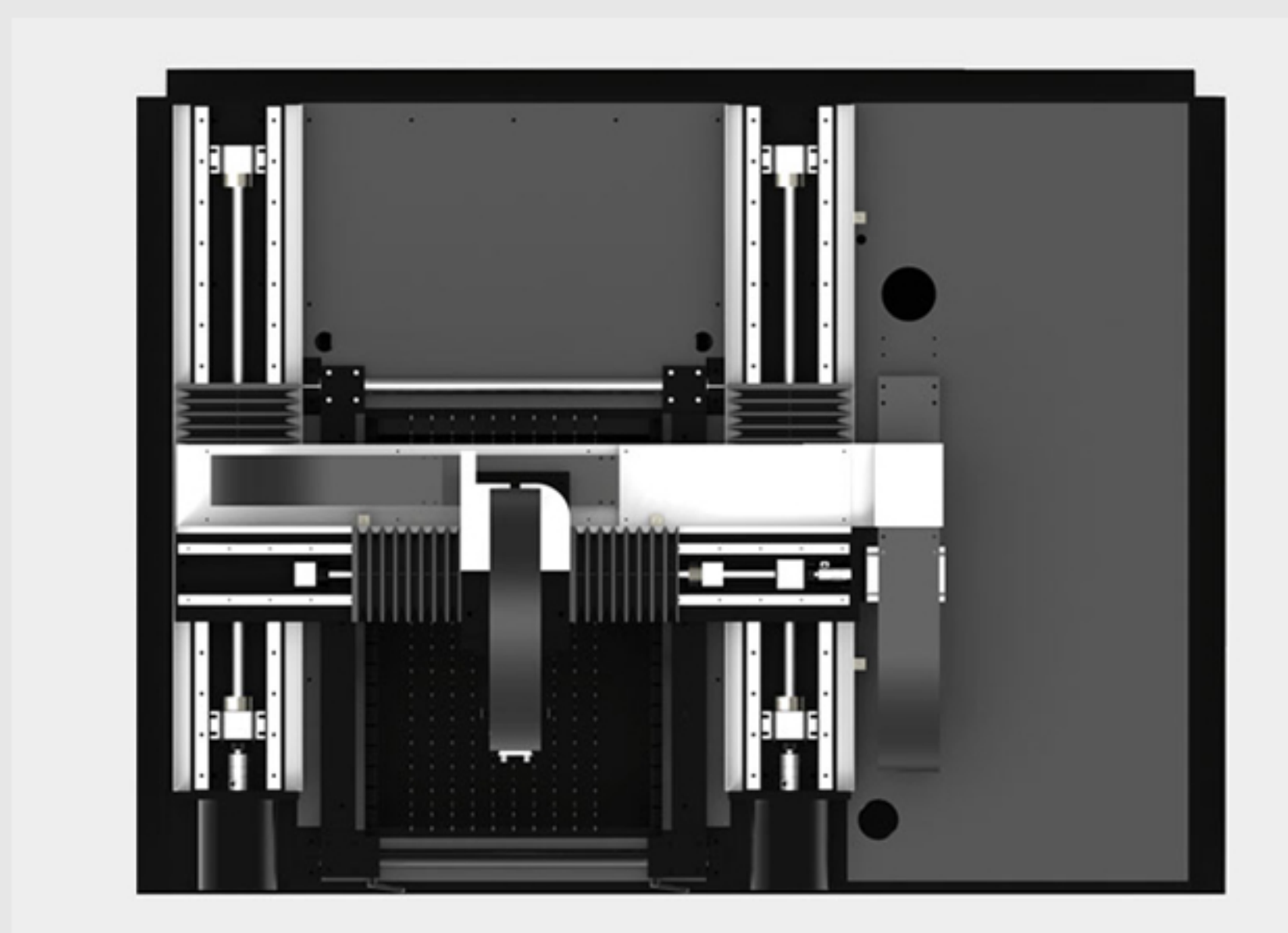


LF0660
HIGH PRECISION COVER
LASER CUTTING MACHINE



Auto Focus Laser Cutting Head

- **Without Manual Focusing**
The software automatically adjusts the focusing lens to realize automatic perforating and cutting plates of different thickness. The speed of automatically adjusting focus lens is ten times of the manual adjusting.
- **Bigger Adjustment Range**
Adjustment range -10 mm~ +10mm, precision 0.01mm, suitable for 0 ~ 20mm different types of plates.
- **Long Service Life**
Collimator lens and focus lens both have water-cooling heat sink which reduces the temperature of the cutting head to improve the life of the cutting head.



Dual Rail and Dual Driver Design

- To prevent the cutting line deformation caused by the Y-axis screw bending, the Y-axis on both sides have been equipped two rails guide and double ball drive screw design to ensure the straightness and arc degree when with high-speed cutting is in operation.

Machine Advantage

• **Safety and No Pollution**

With a fully enclosed design. The observation window adopts an European CE Standard laser protective glass. The smoke produced by cutting can be filtrated inside, it's non-polluting and environmentally friendly



• **IPAD Designing Screen**

Use the high definition toughened glass screen, more exquisite and delicate, the operation is smoother.

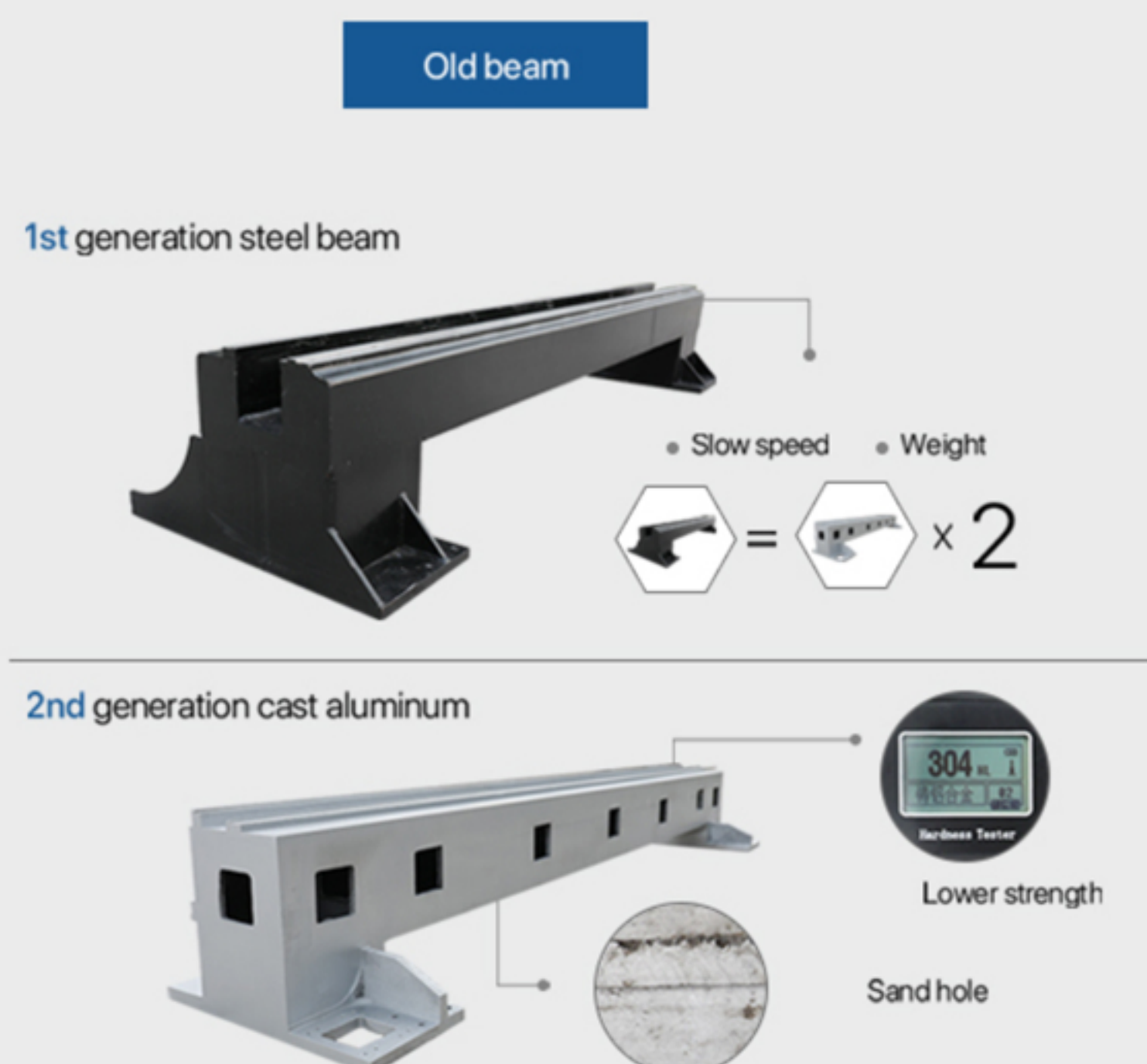


Generation Aviation Aluminum Beam



It is manufactured with aerospace standards and formed by 4300 tons press extrusion molding. After aging treatment, its strength can reach 6061 T6 which is the strongest strength of all beams. Aviation aluminum has many advantages, such as good toughness, light weight, corrosion resistance, anti-oxidation, low density, and greatly increase the processing speed.

VS



Industry Applications

G.WEIKE fiber laser cutting machine is equipped with Japanese Panasonic servo motor, imported TBI dual driver grinding ball screw for Y axis, imported TBI grinding ball screw for X axis and Hiwin guide rail, the positioning accuracy of the machine tool can be 0.02mm and the cutting acceleration is 0.5G. The working life is more than 10 years.



Technical Parameters

Machine model	LF0660
Laser power	500W, 800W, 1000W, 2000W, 3000W(Optional)
Dimensions	1835*2250*1630mm
Working area	600*600mm
Repeat positioning accuracy	±0.02mm
Maximum speed	40m/min
Max. acceleration	0.5G
Voltage and frequency	220V/380V 50Hz/60HZ